
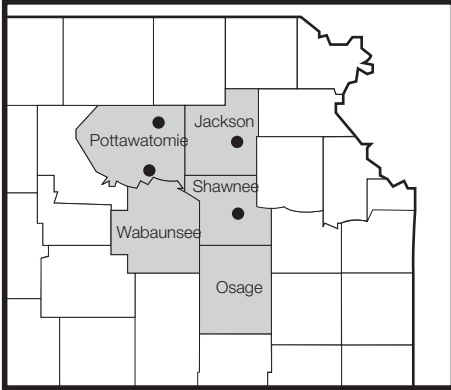


Plan 65-Select Network



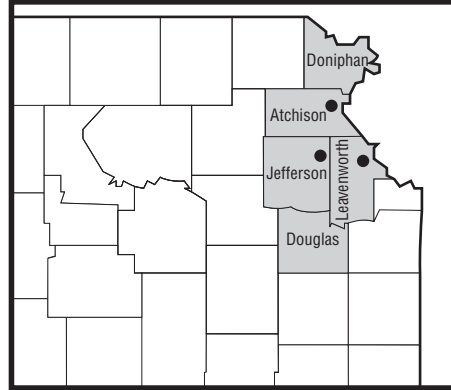
Service Areas

Shawnee/Capital



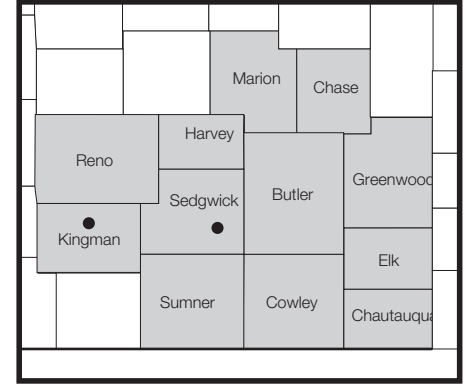
- **Jackson County**
Holton Community Hospital
Holton
- **Pottawatomie County**
Community Healthcare System
Onaga
Wamego City Hospital
Wamego
- **Shawnee County**
Kansas Rehabilitation Hospital,
Topeka
St. Francis Health Center
Topeka
Stormont-Vail HealthCare
Topeka

Northeast



- **Atchison County**
Atchison Hospital
Atchison
- **Jefferson County**
Jefferson County Memorial Hospital
Winchester
- **Leavenworth County**
Cushing Memorial Hospital
Leavenworth
St. John Hospital
Leavenworth

Sedgwick/South Central



- **Kingman County**
Kingman Community Hospital
Kingman
- **Sedgwick County**
Wesley Medical Center
Wichita
Wesley Rehabilitation Hospital
Wichita

Hospital addresses and other important information can be found on the back of this page.